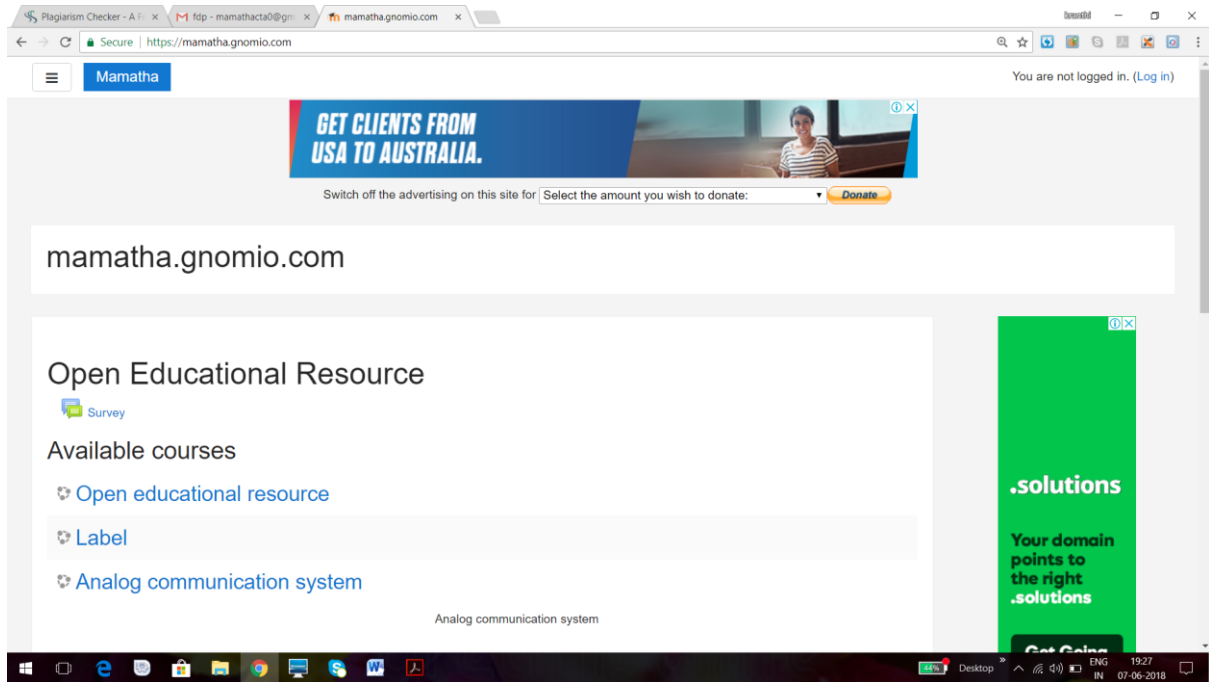


Open Education Resource: Flipping the classroom with GNOMIO

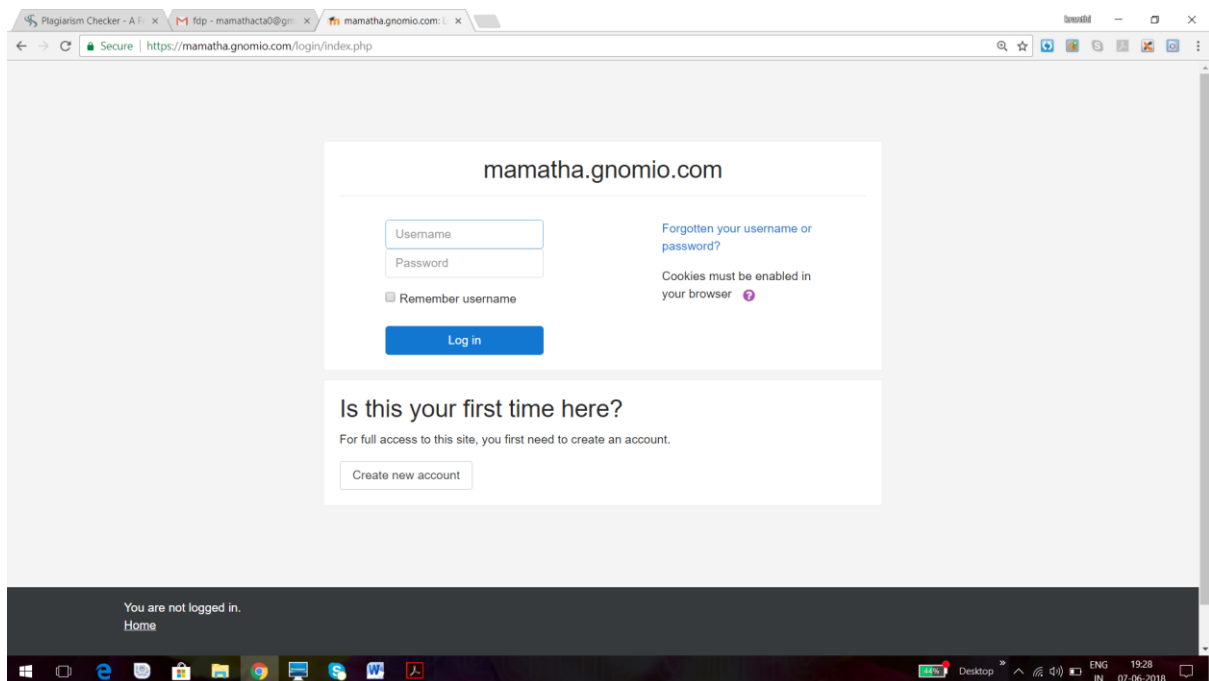
The Work done as part of AICTE approved “Faculty development program” sponsored by IITBX on Use of ICT in Education for Online and Blended Learning.

How to access this course by students:

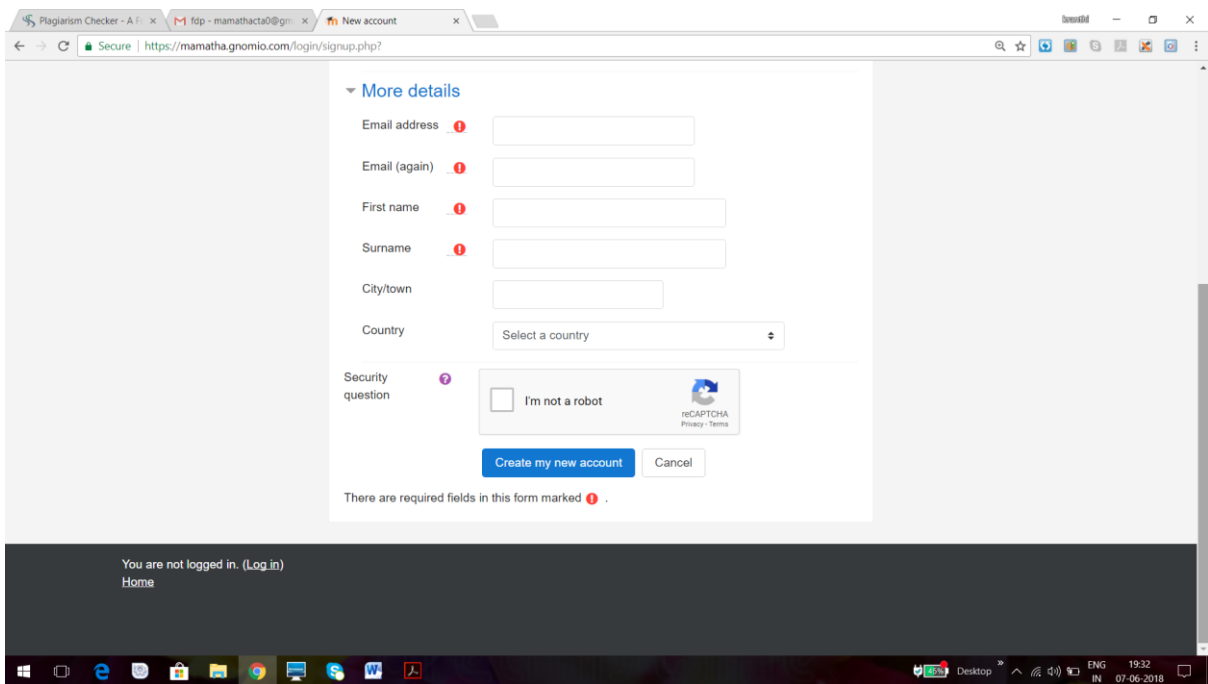
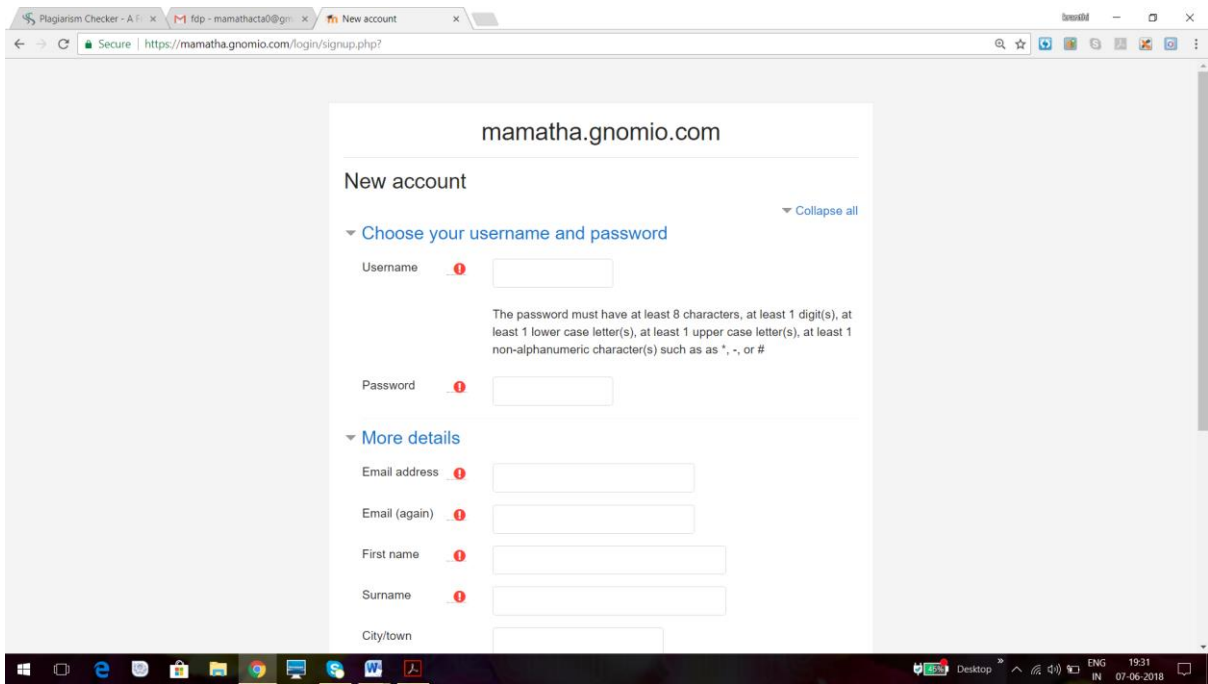
STEP1: Go to this URL: <https://mamatha.gnomio.com/login/index.php>



Step 2: Click on create new account button to create your new account.



Open Education Resource: Flipping the classroom with GNOMIO



Open Education Resource: Flipping the classroom with GNOMIO

Step 4: Enter your details, registered to gnomio.co

mamatha.gnomio.com

New account

▼ Collapse all

▼ Choose your username and password

Username

The password must have at least 8 characters, at least 1 digit(s), at least 1 lower case letter(s), at least 1 upper case letter(s), at least 1 non-alphanumeric character(s) such as *, -, or #

Password

▼ More details

Email address

Email (again)

First name

Surname

City/town

Password

▼ More details

Email address

Email (again)

First name

Surname

City/town

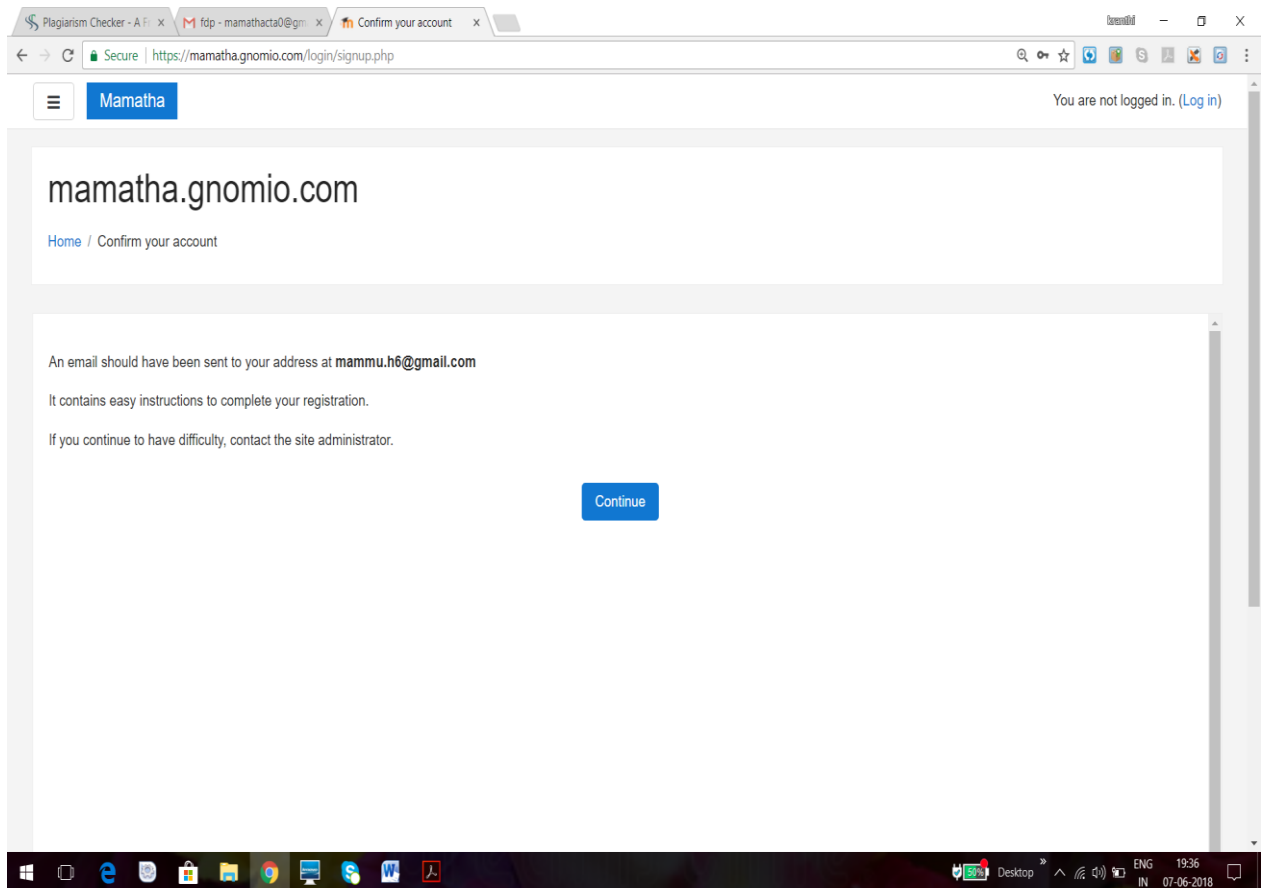
Country

Security question I'm not a robot

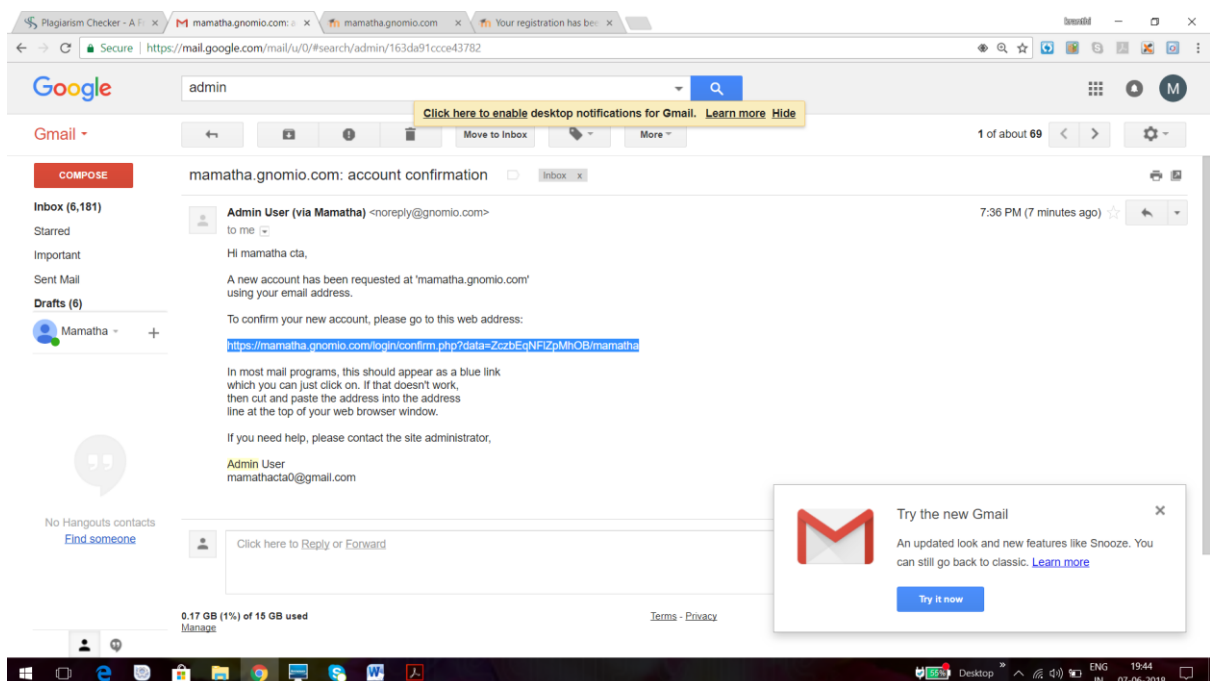
[Create my new account](#) [Cancel](#)

There are required fields in this form marked !.


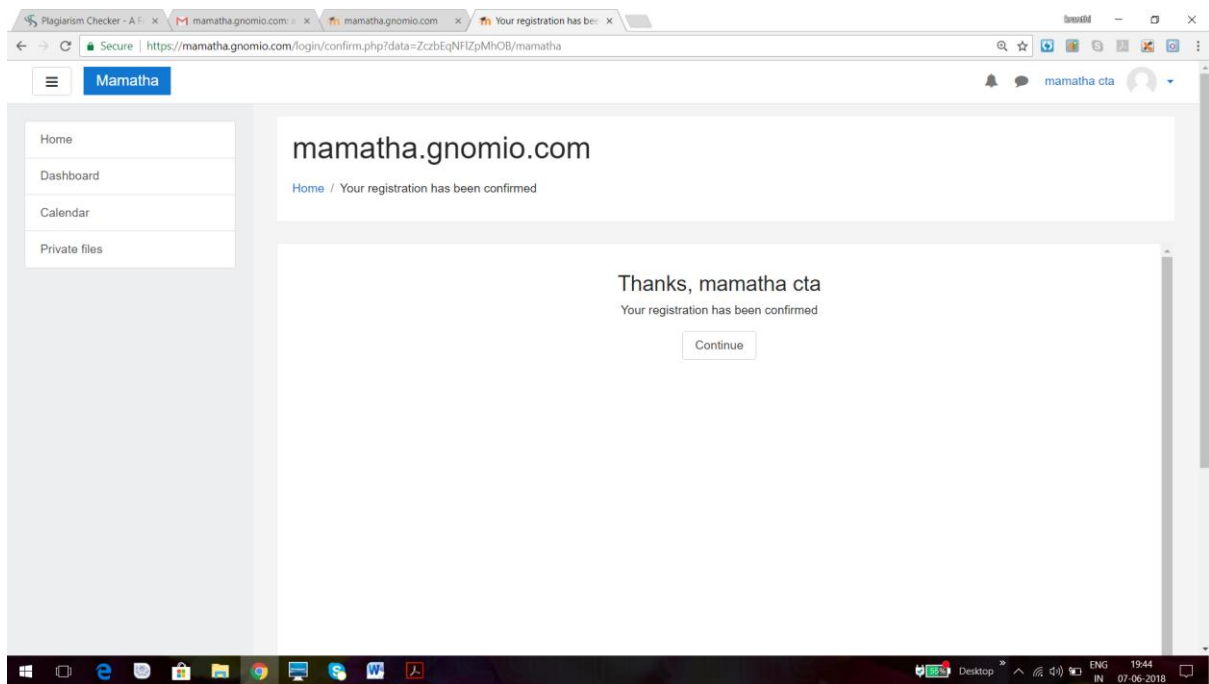
You are not logged in. (Log in)
Home



Step 5: To confirm your new account through your mail



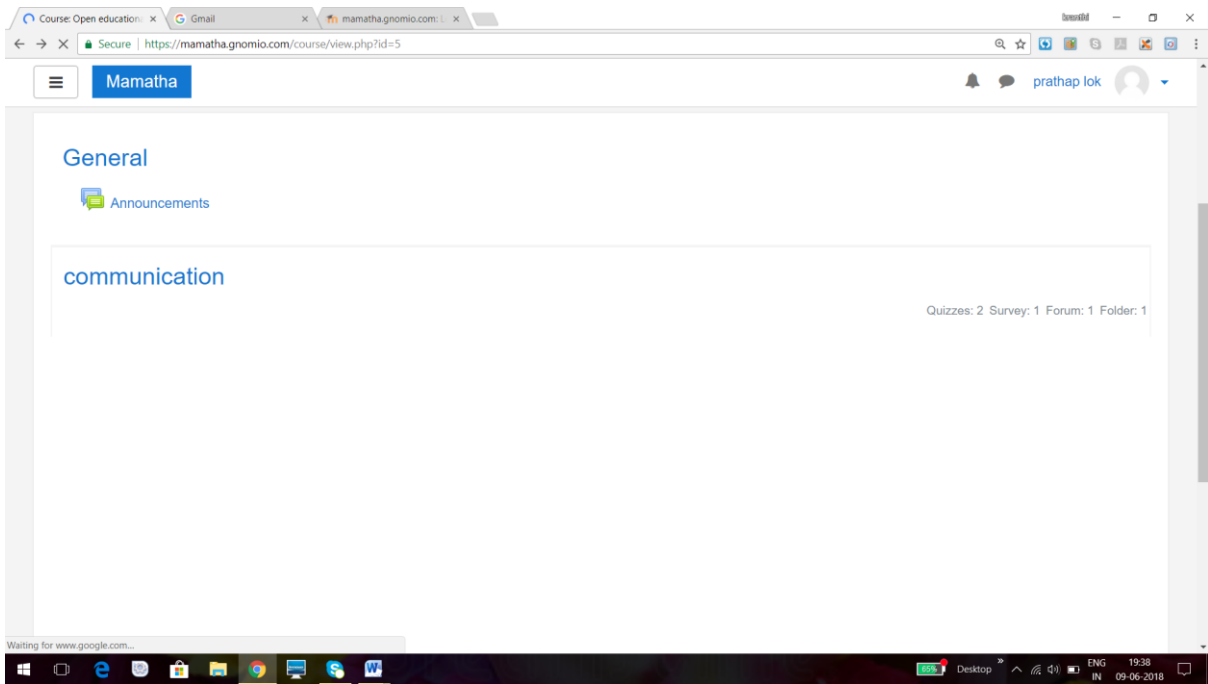
Step 6: your gnomio.com account is created



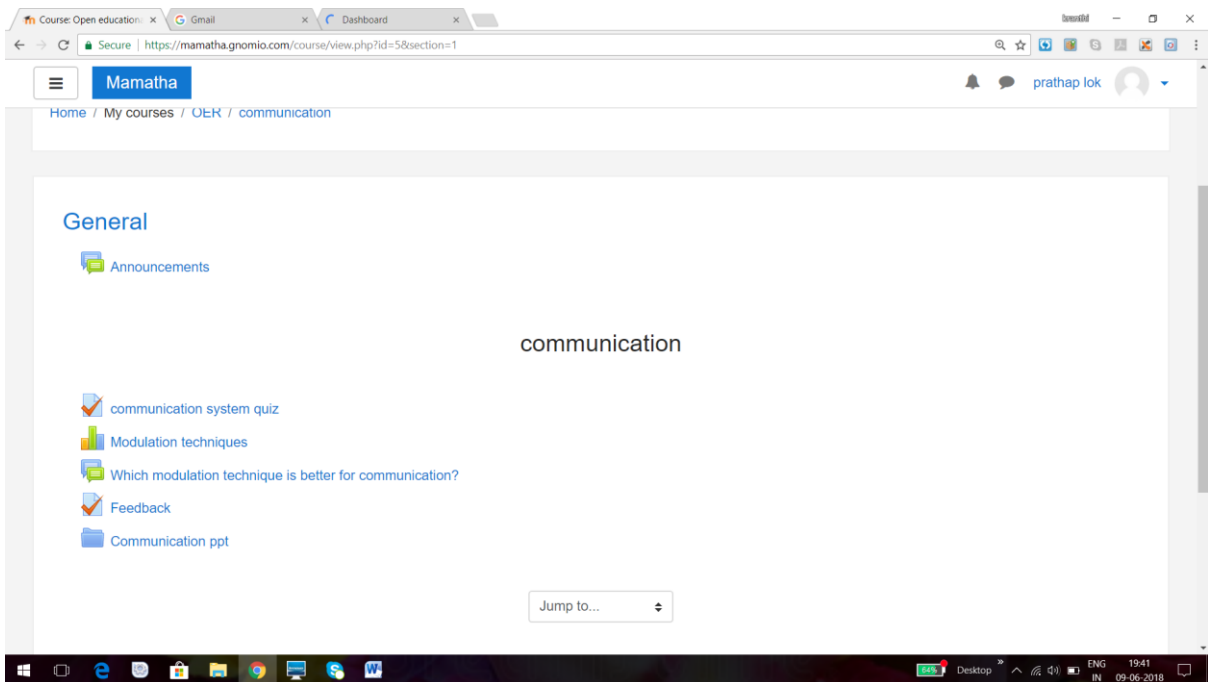
Step 7: Enter self-enrolment key

“student”

Open Education Resource: Flipping the classroom with GNOMIO



Step 8: access the course



Gmail x OER: Communication ppt x

Secure | https://mamatha.gnomio.com/mod/folder/view.php?id=14

Mamatha prathap lok

OER

Participants

Badges

Competencies

Grades

communication

Home

Dashboard

Calendar

Private files

My courses

OER

Open educational resource

Home / My courses / OER / communication / Communication ppt

Communication ppt

This presentation is about communication system, what is communication system, different types of communication techniques.

communication system ppt.pdf

Download folder

Jump to...

communication system quiz

Desktop 19:45 ENG IN 09-06-2018

Gmail x Which modulation techn... x

Secure | https://mamatha.gnomio.com/mod/forum/view.php?f=7

Mamatha Admin User

OER

Participants

Badges

Competencies

Grades

communication

Home

Dashboard

Calendar

Private files

Site administration

Which modulation technique is better for communication?

In this course i have discussed about the different modulation techniques. Based on the nature of information source, mode of transmission, method of transmission, and also types of modulation..

Add a new discussion topic

Discussion	Started by	Replies	Unread	Last post
modulation techniques	Admin User	0	0	Admin User Sat, 9 Jun 2018, 7:49 PM

communication system quiz

Jump to...

Modulation techniques

Desktop 19:49 ENG IN 09-06-2018

The screenshot shows a web browser window displaying a Moodle quiz page. The browser's address bar shows the URL: <https://mamatha.gnomio.com/mod/quiz/view.php?id=9>. The page title is "Open educational resource". Below the title, the breadcrumb trail is "Home / Courses / OER / communication / communication system quiz". The main content area is titled "communication system quiz" and includes the following information:

- Attempts allowed: 1
- This quiz opened at Tuesday, 5 June 2018, 11:48 AM
- This quiz will close at Friday, 15 June 2018, 11:48 AM
- An "Attempt quiz now" button.
- Navigation links: "Announcements" (left) and "Modulation techniques" (right).
- A "Jump to..." dropdown menu.

The left sidebar contains a navigation menu with the following items: OER, Participants, Badges, Competencies, Grades, General, communication, Home, Dashboard, Calendar, Private files, and Site administration. The user is logged in as "Admin User". The Windows taskbar at the bottom shows the time as 19:41 on 09-06-2018.